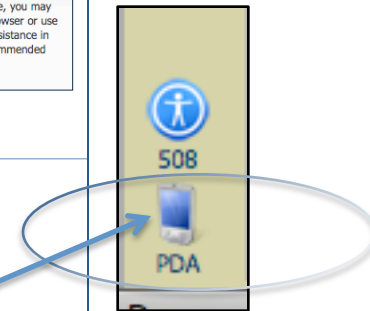


Low Bandwidth Access to Angel 7.3

FIT Winter Spring 2009

The screenshot shows the FIT Fashion Institute of Technology website. At the top left is the FIT logo and the text "Fashion Institute of Technology". Below this is a "Home" link and a navigation menu with icons for home, help, and power. The main content area includes a "Log On" section with fields for "Username" and "Password", a "Log On" button, and a link for "I forgot my password". Below this is a "Search and Help" section with a "Guided Tour" link. The "Test Your System" section shows three green checkmarks indicating that "Cookie settings - OK", "Pop-up settings - OK", and "Browser Detected - Firefox 3.0 - OK". A paragraph of text explains that red dots with slashes indicate settings that need adjustment. At the bottom of the page, it says "powered by the ANGEL LMS™" and "If you have any questions, please contact helpdesk."



To Access Angel with a Dial up or PDA: Locate and click on the PDA icon. This can be done before logging in.

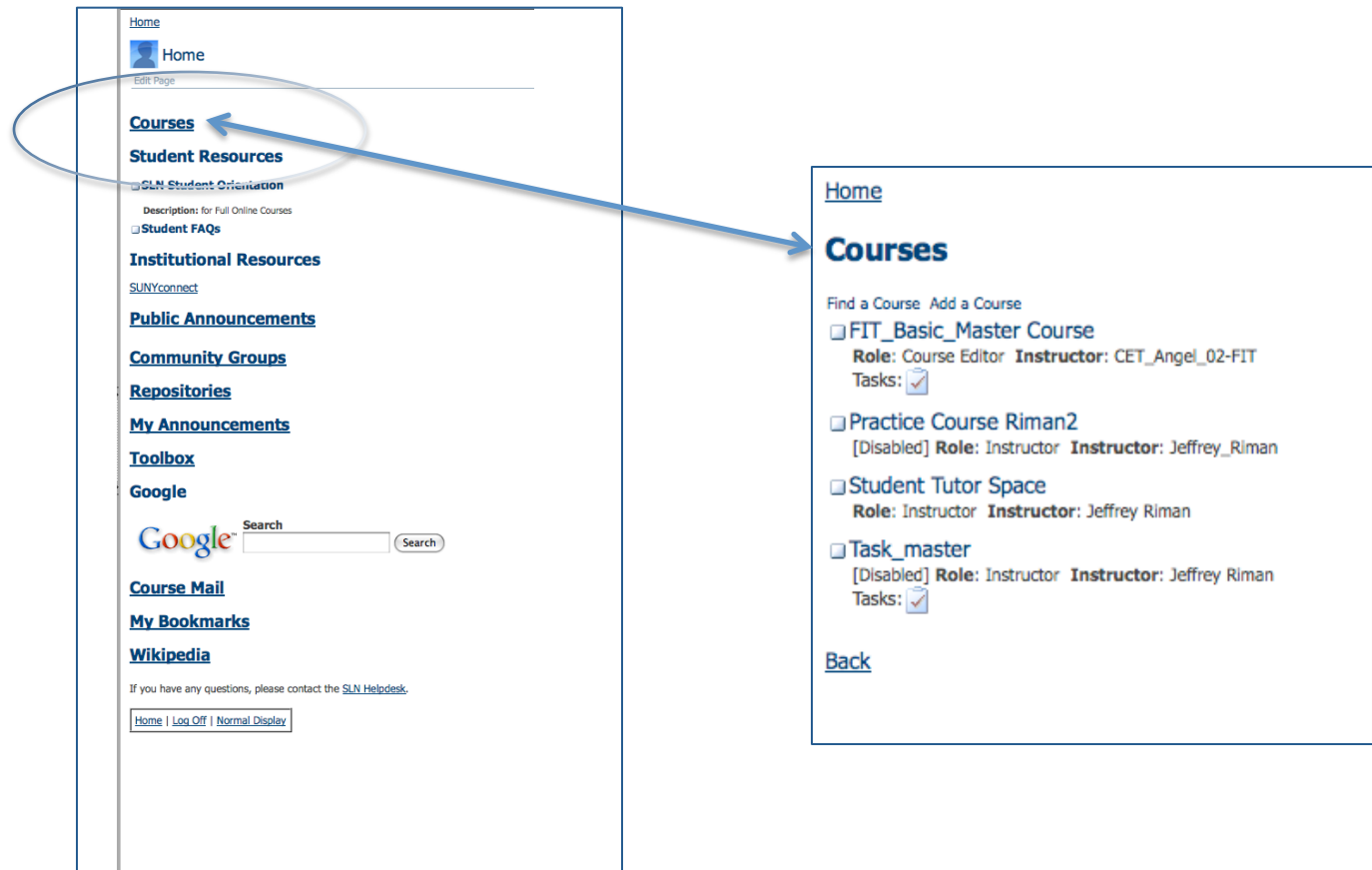
PDA Mode

You are about to activate PDA Mode. Page layout and navigation will be customized to better suit your selection.

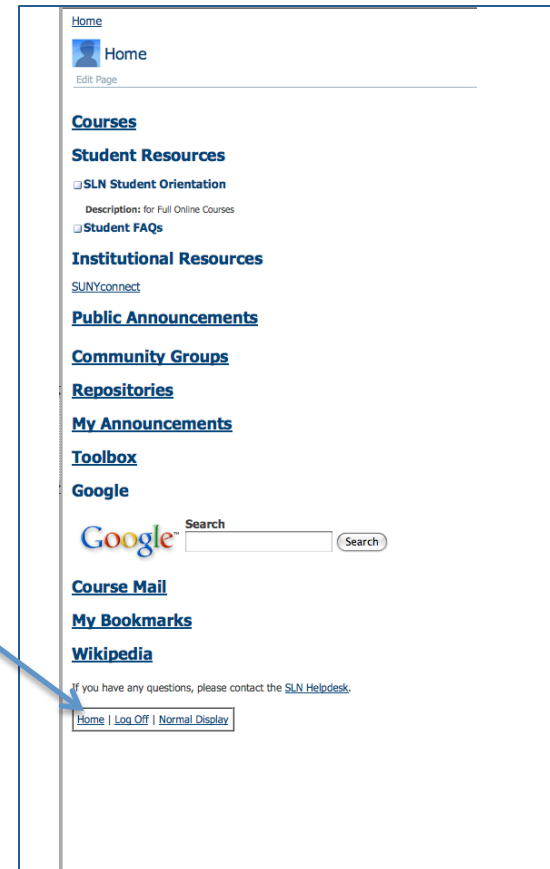
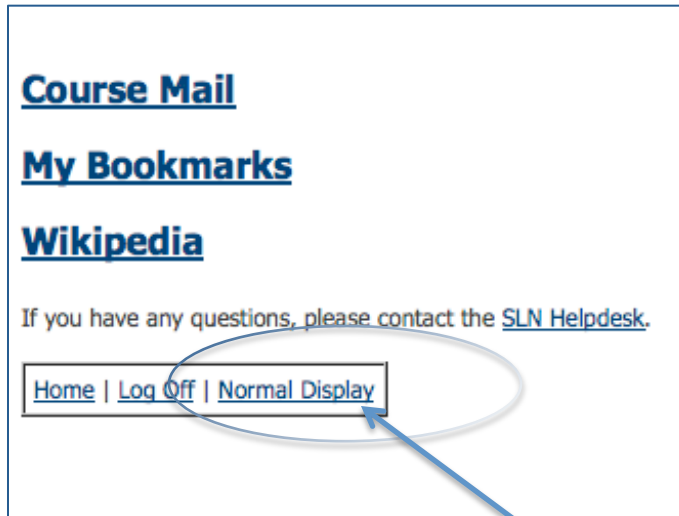
OK

Cancel

The user must click **OK** to enter the PDA version



**Users will now see a simplified menu to navigate.
Click on courses to locate the course listing.**



Users can exit PDA mode by clicking on **Normal Mode**

These steps should improve course navigation where internet access is impaired by low bandwidth.